

Dashboards User Guide

Oracle Banking Credit Facilities Process Management

Release 14.4.0.0.0

Part No. F29963-01

March 2020

Oracle Banking Credit Facilities Process Management User Guide
Oracle Financial Services Software Limited

Oracle Park

Off Western Express Highway
Goregaon (East)
Mumbai, Maharashtra 400 063
India

Worldwide Inquiries:

Phone: +91 22 6718 3000

Fax: +91 22 6718 3001

www.oracle.com/financialservices/

Copyright © 2020, 2020, Oracle and/or its affiliates. All rights reserved.

Oracle and Java are registered trademarks of Oracle and/or its affiliates. Other names may be trademarks of their respective owners.

U.S. GOVERNMENT END USERS: Oracle programs, including any operating system, integrated software, any programs installed on the hardware, and/or documentation, delivered to U.S. Government end users are “commercial computer software” pursuant to the applicable Federal Acquisition Regulation and agency-specific supplemental regulations. As such, use, duplication, disclosure, modification, and adaptation of the programs, including any operating system, integrated software, any programs installed on the hardware, and/or documentation, shall be subject to license terms and license restrictions applicable to the programs. No other rights are granted to the U.S. Government.

This software or hardware is developed for general use in a variety of information management applications. It is not developed or intended for use in any inherently dangerous applications, including applications that may create a risk of personal injury. If you use this software or hardware in dangerous applications, then you shall be responsible to take all appropriate failsafe, backup, redundancy, and other measures to ensure its safe use. Oracle Corporation and its affiliates disclaim any liability for any damages caused by use of this software or hardware in dangerous applications.

This software and related documentation are provided under a license agreement containing restrictions on use and disclosure and are protected by intellectual property laws. Except as expressly permitted in your license agreement or allowed by law, you may not use, copy, reproduce, translate, broadcast, modify, license, transmit, distribute, exhibit, perform, publish or display any part, in any form, or by any means. Reverse engineering, disassembly, or decompilation of this software, unless required by law for interoperability, is prohibited.

The information contained herein is subject to change without notice and is not warranted to be error-free. If you find any errors, please report them to us in writing.

This software or hardware and documentation may provide access to or information on content, products and services from third parties. Oracle Corporation and its affiliates are not responsible for and expressly disclaim all warranties of any kind with respect to third-party content, products, and services. Oracle Corporation and its affiliates will not be responsible for any loss, costs, or damages incurred due to your access to or use of third-party content, products, or services.

Contents

| | | |
|-----|--|------|
| 1 | Welcome to Oracle Banking Credit Facilities Process Management | 1-4 |
| 2 | Alerts | 2-5 |
| 3 | Collateral Due for Review | 3-6 |
| 4 | Facility Due for Review | 4-7 |
| 5 | Collateral Due for Review – By Relationship Manager..... | 5-8 |
| 6 | Facility Due for Review – By Relationship Manager..... | 6-9 |
| 7 | Pending Credit Exception | 7-10 |
| 8 | Reference and Feedback | 8-11 |
| 8.1 | References | 8-11 |
| 8.2 | Feedback and Support..... | 8-11 |

1 Welcome to Oracle Banking Credit Facilities Process Management

Welcome to the Oracle Banking Credit Facilities Process Management (OBCFPM) Dashboards User Manual. This manual provides an overview on the Dashboard widgets available in OBCFPM and guides you through the various features in Dashboards.

If you need any information, look out for the help icon.

This document helps you conveniently make use of Dashboards in OBCFPM

Overview of OBCFPM Dashboards

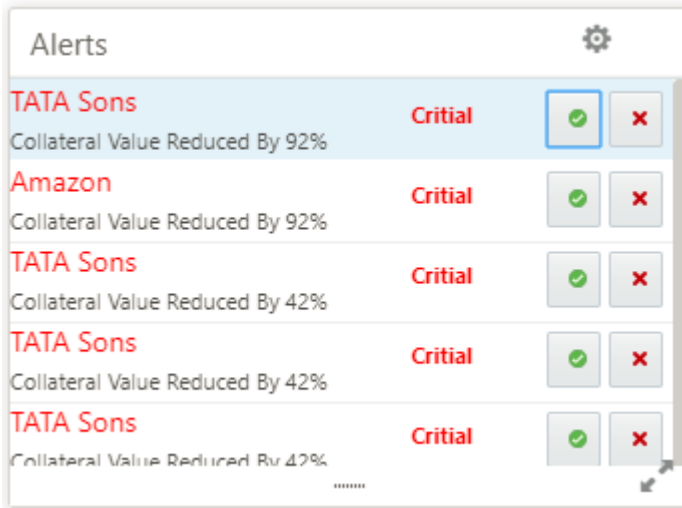
OBCFPM Dashboards will ease the trouble of looking for data or statistics in the system. Following six type of Dashboards created for specific purpose and explained in details in the coming sections.

- Alerts
- Collateral Due for Review
- Facility Due for Review
- Collateral Due for Review – by RM
- Facility Due for Review – by RM
- Pending Exceptions

2 Alerts

Alerts dashboard comes handy in reminding user on taking actions like review, substitution or covenants tracking. The user also has an option to dismiss the alert.

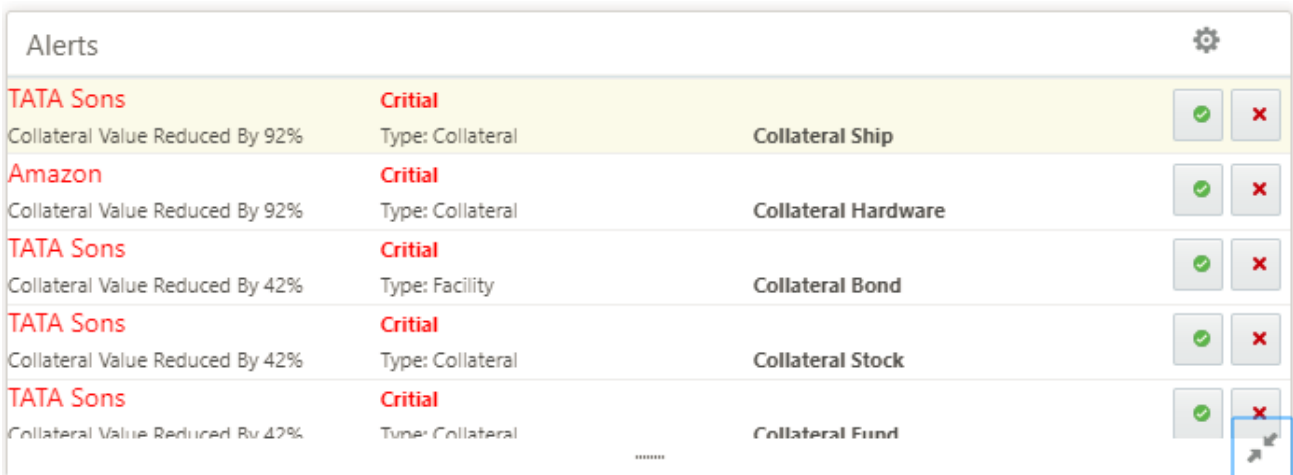
Short View:



The Short View of the Alerts dashboard shows a list of alerts in a compact format. Each alert entry includes the customer name, the alert message, the severity level, and two action buttons (a green checkmark and a red 'x').

| Alerts | | | |
|---------------------------------|-----------------|-------------------------------------|--------------------------|
| TATA Sons | Critical | <input checked="" type="checkbox"/> | <input type="checkbox"/> |
| Collateral Value Reduced By 92% | | | |
| Amazon | Critical | <input type="checkbox"/> | <input type="checkbox"/> |
| Collateral Value Reduced By 92% | | | |
| TATA Sons | Critical | <input type="checkbox"/> | <input type="checkbox"/> |
| Collateral Value Reduced By 42% | | | |
| TATA Sons | Critical | <input type="checkbox"/> | <input type="checkbox"/> |
| Collateral Value Reduced By 42% | | | |
| TATA Sons | Critical | <input type="checkbox"/> | <input type="checkbox"/> |
| Collateral Value Reduced By 42% | | | |

Expanded View:



The Expanded View of the Alerts dashboard provides more detail for each alert, including the customer name, the alert message, the severity level, the type of collateral, and the collateral description. Each entry also includes the same two action buttons.

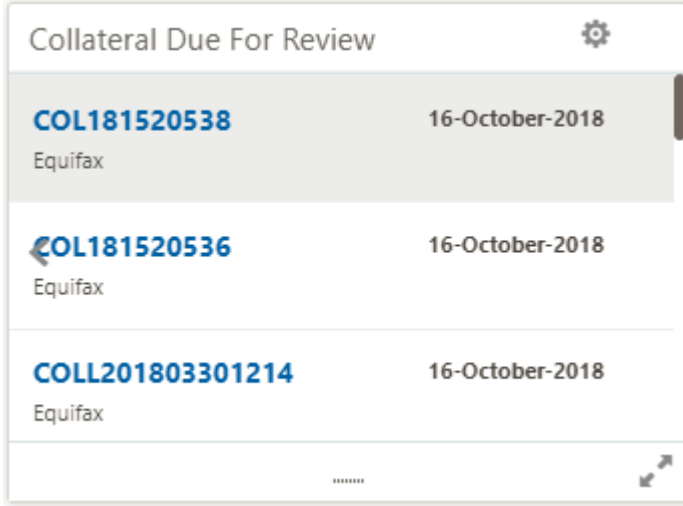
| Alerts | | | | | |
|---------------------------------|-----------------|------------------|----------------------------|-------------------------------------|--------------------------|
| TATA Sons | Critical | | | <input checked="" type="checkbox"/> | <input type="checkbox"/> |
| Collateral Value Reduced By 92% | | Type: Collateral | Collateral Ship | | |
| Amazon | Critical | | | <input type="checkbox"/> | <input type="checkbox"/> |
| Collateral Value Reduced By 92% | | Type: Collateral | Collateral Hardware | | |
| TATA Sons | Critical | | | <input type="checkbox"/> | <input type="checkbox"/> |
| Collateral Value Reduced By 42% | | Type: Facility | Collateral Bond | | |
| TATA Sons | Critical | | | <input type="checkbox"/> | <input type="checkbox"/> |
| Collateral Value Reduced By 42% | | Type: Collateral | Collateral Stock | | |
| TATA Sons | Critical | | | <input type="checkbox"/> | <input type="checkbox"/> |
| Collateral Value Reduced By 42% | | Type: Collateral | Collateral Fund | | |



Shorter view of Alerts dashboard will show the customer name followed by remarks, type, and criticality of alert.

Expanded view of Alerts dashboard will show in addition to the above set of fields, type of Collateral.

3 Collateral Due for Review

Collateral due for Review dashboard reminds user on collaterals that are about to expire or expired and pending for an action. The user also has an option to dismiss the alert.



| Collateral Due For Review  | |
|---|-----------------|
| COL181520538 Equifax | 16-October-2018 |
| COL181520536 Equifax | 16-October-2018 |
| COLL201803301214 Equifax | 16-October-2018 |
|  | |

Collateral pending for Review dashboard will show the collateral code, customer name followed by review date.

4 Facility Due for Review

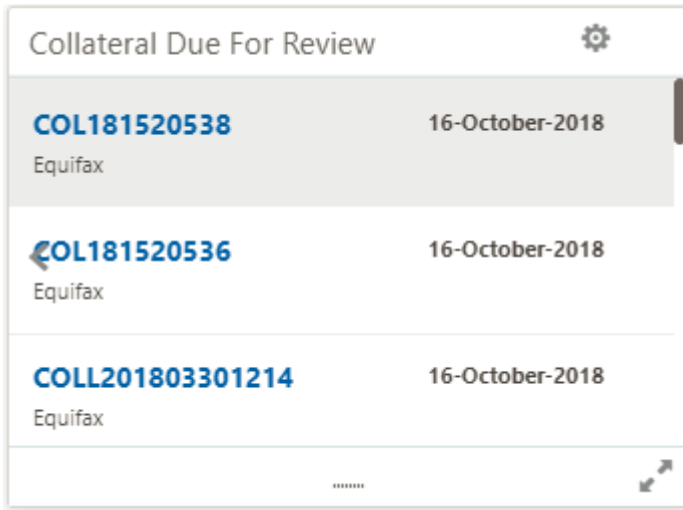
Collateral due for Review dashboard reminds user on collaterals that are about to expire or expired and pending for an action. The user also has an option to dismiss the alert.



| Facility Code | Customer Name | Review Date |
|---------------------|----------------|-------------|
| FY1804251504 | General Motors | 1-June-2018 |
| FY1804251503 | Hathway Cables | 1-June-2018 |
| FY1804251506 | Equifax | 1-June-2018 |

Facility pending for Review dashboard will show the Facility code, customer name followed by review date.

5 Collateral Due for Review – By Relationship Manager

Collateral due for Review for the logged in Relationship manager(RM) dashboard reminds the RM on collaterals that are about to expire or expired and pending for an action.





| Collateral Due For Review  | |
|---|---|
| COL181520538 Equifax | 16-October-2018 |
| COL181520536 Equifax | 16-October-2018 |
| COLL201803301214 Equifax | 16-October-2018 |
| |  |

Collateral pending for Review – by RM dashboard will show the collateral code, customer name followed by review date.

6 Facility Due for Review – By Relationship Manager

Collateral due for Review – by Relationship Manager (RM) dashboard reminds RM on collaterals that are about to expire or expired and pending for an action.

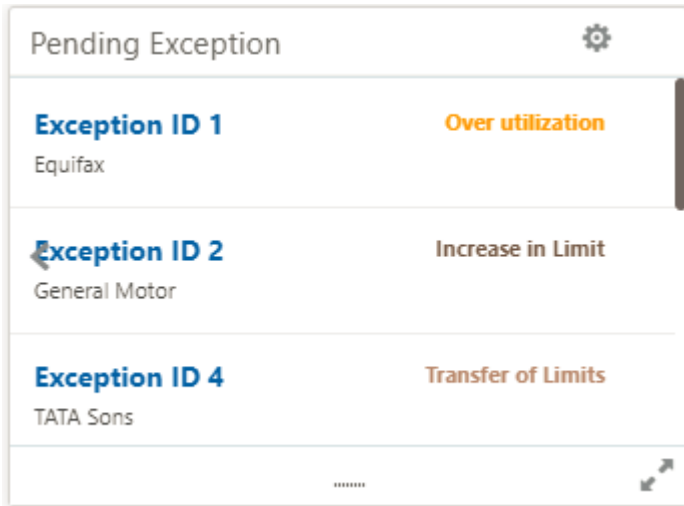
| Facility Due For Review  | |
|---|---|
| FY1804251504 General Motors | 1-June-2018 |
| FY1804251503 Hathway Cables | 1-June-2018 |
| FY1804251506 Equifax | 1-June-2018 |
| |  |

Facility pending for Review – by RM dashboard will show the Facility code, customer name followed by review date.

7 Pending Credit Exception

Pending Credit Exception dashboard comes handy in reminding user on exceptions that are pending to be actioned.

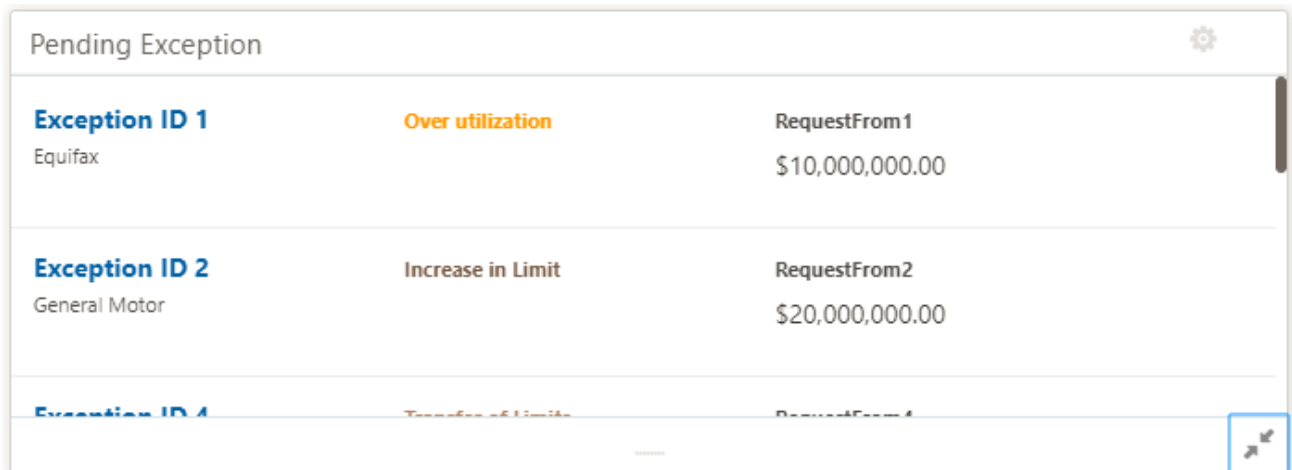
Short View:



The short view dashboard shows a list of pending credit exceptions. Each entry includes an exception ID, customer name, and status. A settings gear icon is in the top right, and a refresh icon is in the bottom right.

| Pending Exception | |
|--|---------------------------|
| Exception ID 1 Equifax | Over utilization |
| Exception ID 2 General Motor | Increase in Limit |
| Exception ID 4 TATA Sons | Transfer of Limits |

Expanded View:



The expanded view dashboard shows the same list of pending credit exceptions but includes an additional column for the requested amount. A settings gear icon is in the top right, and a refresh icon is in the bottom right.

| Pending Exception | | |
|--|---------------------------|--|
| Exception ID 1 Equifax | Over utilization | RequestFrom1 \$10,000,000.00 |
| Exception ID 2 General Motor | Increase in Limit | RequestFrom2 \$20,000,000.00 |
| Exception ID 4 TATA Sons | Transfer of Limits | RequestFrom4 \$10,000,000.00 |

Shorter view of Pending Credit Exception dashboard will show the Exception Id, customer name followed by exception status.

Expanded view of Pending Credit Exception dashboard will show in addition to the above set of fields, requested from module and utilization amount.

8 Reference and Feedback

8.1 References

For more information on any related features, you can refer to the following documents:

- Oracle Banking Getting Started User Guide
- Security Management System User Guide
- Common Core User Guide
- Process Maintenance Worklist User Guide
- Oracle Banking Credit Facilities Process Management Installation Guides

Documentation Accessibility

For information about Oracle's commitment to accessibility, visit the Oracle Accessibility Program website at <http://www.oracle.com/pls/topic/lookup?ctx=acc&id=docacc>.

8.2 Feedback and Support

Oracle welcomes customers' comments and suggestions on the quality and usefulness of the document. Your feedback is important to us. If you have a query that is not covered in this user guide or if you still need assistance, please contact documentation team.